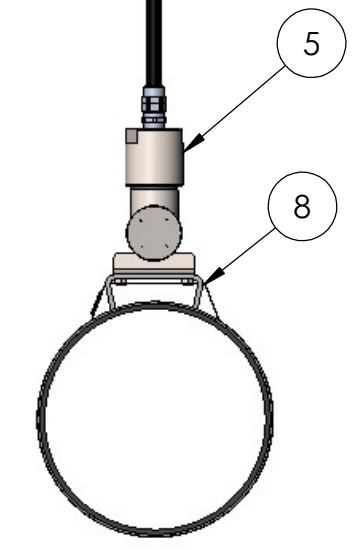
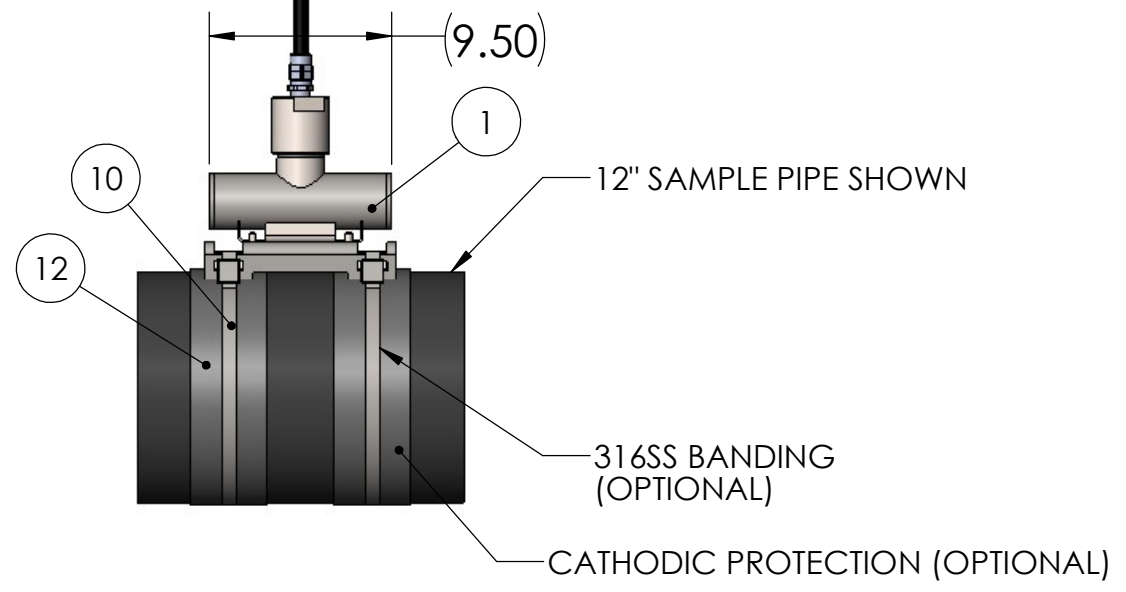
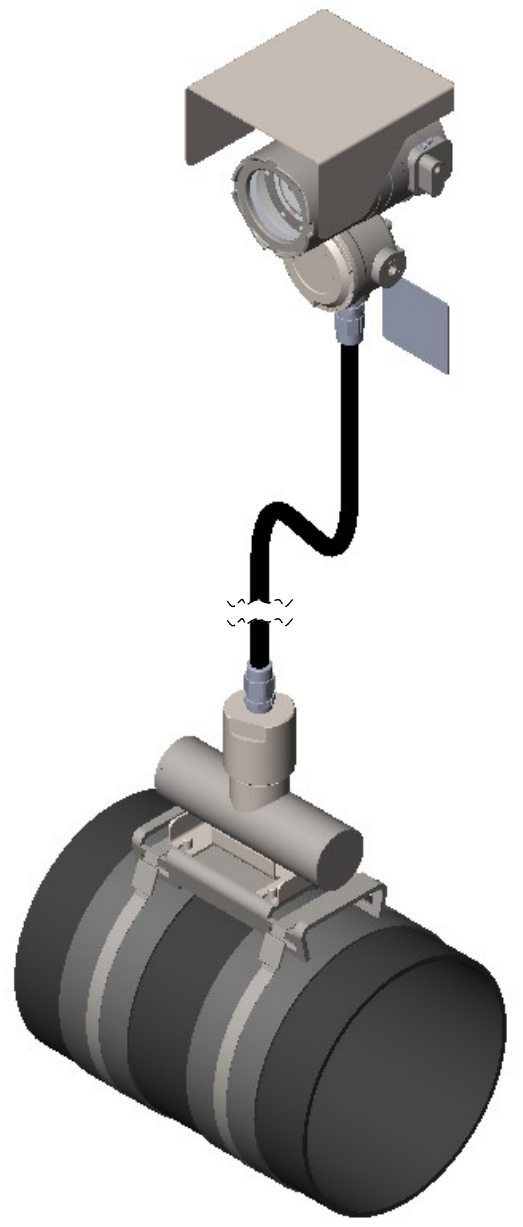
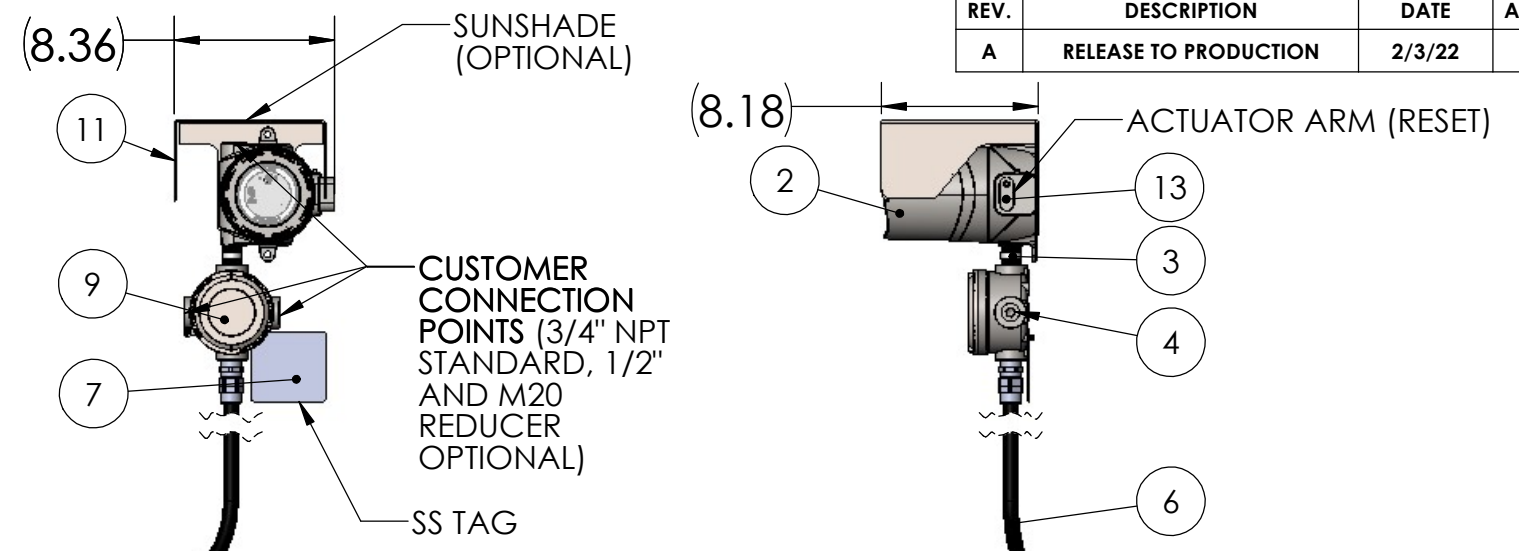


ITEM NO.	PART NUMBER	DESCRIPTION	QTY.
1	81-02-0022-00	ASSEMBLY, 10" CD52 316SS BANDI POTTED ANTENNA	1
2	795-18-0005-01	ENCLOSURE EXPLOSION PROOF 316SS ATEX	1
3	80-02-0066-00	ASSEMBLY, CD52 LINE BUSHING CABLE	1
4	800-05-2006-23	PLUG, 3/4 NPT SS IEC Ex CERTIFIED	3
5	923-23-0001-01	FITTING, 2" X 3/4" 316 SS REDUCING	1
6	32-16-0012-01	CABLE GLAND, CSA-UL & ATEX CERTIFIED 3/4-NPT	2
7	921-01-XXXX-XX	TAG, CD52 BANDIT ATEX	1
8	944-23-0001-01	WELDMENT, CD52-XX-316SSMC MOUNTING STAND	1
9	32-29-0008-00	JUNCTION BOX, ATEX 316SS HOUSING	1
10	BANDING	316 STAINLESS STEEL	2
11	944-18-0002-01	316SS SUNSHADE, CD52 BANDIT ADALET HEAD	1
12	INSULATOR	CATHODIC PROTECTION STRIP	2
13	910-70-0002-00	ARM MAGNET ACTUATOR SS CD52 316SS	1

REVISIONS			
REV.	DESCRIPTION	DATE	APPROVED
A	RELEASE TO PRODUCTION	2/3/22	KRW



PROPRIETARY AND CONFIDENTIAL
 THE INFORMATION CONTAINED IN THIS DRAWING IS THE SOLE PROPERTY OF CDI. ANY REPRODUCTION IN PART OR AS A WHOLE WITHOUT THE WRITTEN PERMISSION OF CDI IS PROHIBITED.

VENDOR	PART NO.	UNLESS OTHERWISE SPECIFIED:
		DIMENSIONS ARE IN INCHES TOLERANCES: FRACTIONAL ± 1/32 ANGULAR: ± 2° TWO PLACE DECIMAL ± .03 THREE PLACE DECIMAL ± .010
		INTERPRET GEOMETRIC TOLERANCING PER: ASME Y14.5M - 1994
		MATERIAL
		FINISH
NEXT ASSY	USED ON	
APPLICATION		DO NOT SCALE DRAWING

CDI		
TITLE: ASSEMBLY, CD52 STAINLESS STEEL FLEX-CABLE BANDIT		
SIZE B	DWG. NO. 81-09-0090-XX-C-XXX	REV A
SCALE: 1:0.25		WEIGHT: SHEET 1 OF 1